

Welcome to the Oklahoma State Resource page!


This presentation will guide you through the website, your go-to resource for learning about Pulsara, signing up, and implementing one of our infrastructure packages.

CONTACT SUPPORT

pulsara® Configuration & Training IT & Compliance Case Studies & Literature Request a Demo Join the Network

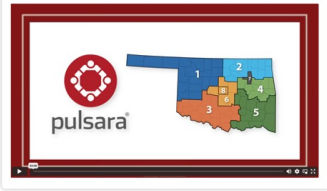
Pulsara in Oklahoma

Faster Access to Care




STATE INITIATIVE OVERVIEW

The Pulsara infrastructure is being provided by the state at no additional charge to Fire, EMS, Hospitals and Affiliated Healthcare facilities. There are no additional hardware costs as you can utilize smart devices provided by your organization, a web browser or even personal devices.




EXECUTIVE SUMMARIES


EMS



Hospital



Incident



Infrastructure Packages

Pulsara ONE (Always Free – Current Focus)

- Replace Prehospital Report (EMS to ED Report)
 - + Patient Identification / Tracking
 - + Includes ECG Transmission and Live Video
- Inter-facility: Includes the ability to create a patient channel and request consult/transfer

Pulsara MED OPS

© 2025 Pulsara – Confidential and Proprietary

Multiple regions in Oklahoma are actively engaged in implementing Pulsara **ONE**, our foundational infrastructure package designed to modernize EMS-to-ED prehospital notifications.

It replaces traditional notification methods while enabling ECG attachments and live video. This essential functionality is offered nationwide at no cost to participating First Responder Organizations, EMS Agencies, and Hospitals—no hidden fees, no catch.

It's simply our investment in building a multi-sided, HIPAA-compliant network, which serves as the foundation for our shared success.

The screenshot shows the Pulsara website interface. At the top, there is a navigation bar with the Pulsara logo and links for 'Configuration & Training', 'IT & Compliance', and 'Case Studies & Literature'. Below this, there are three video thumbnails under the heading 'EXECUTIVE SUMMARIES': 'EMS', 'Hospital', and 'Incident'. Each thumbnail has a 'DOWNLOAD HANDOUT' button below it. Underneath, there are two more video thumbnails under 'PULSARA DEMOS': 'Daily Use - EMS to ED' and 'Incident Management Overview'. At the bottom, there is a section titled 'See Who is on the Network' with a disclaimer and a note that the map is interactive.

Infrastructure Packages

Pulsara **ONE** – Always Free (Current Focus) >

Pulsara **MED OPS** v

- Purchased by State or Region
- Includes Pulsara **ONE** functionality
- PLUS
 - + Pulsara **UNITED** upgrade for EMS (Additional Medical Control, Navigators (C4), MIH | CP)
 - + Participate in Regional Incidents ★
 - Mass Casualty, Evacuation, Mass Gatherings
 - + Expanded Inter-Facility functionality – Send & Receive Consult / Transfer Requests.
 - + Regional Initiatives
 - Load Balancing, Behavioral Health, Specialty Transfer...

Pulsara **MED OPS** is our other infrastructure package and is a State or Regional purchase.

In addition to the core Pulsara **ONE** features, this upgrade unlocks Incident Management capabilities for handling Mass Casualty Incidents, Mass Evacuations, and Mass Gatherings, as well as broader regional and statewide initiatives like load balancing, behavioral health coordination, and complex multi-agency operations.

Additionally, EMS has been upgraded to Pulsara **UNITED** and hospitals now have access to enhanced inter-facility functionality, enabling seamless consults and transfer requests between facilities.

If you would like to learn more about our Incident functionality, watch the Incident Executive Summary and Incident Management Demo Videos.

HOSPITAL OR HEALTHCARE FACILITY

pulsara

Which Package is Right for You?

The Pulsara **ONE** package allows your facility to receive patients from inbound EMS, consult with providers from other organizations, and transfer the patient to Pulsara **UNITED** customers. Studies show that patient transfer times are reduced up to an hour when everyone is on the Pulsara network.

The Pulsara **UNITED** package for hospitals and healthcare facilities allows your facility to fully manage your critical care teams. In addition, you can receive patients from EMS and referral facilities, dynamically build internal teams, share instant feedback to everyone involved in the case, and easily gather reporting data for internal QA/QI, accreditation, and national registries.

	pulsara ONE FREE	pulsara UNITED Annual Subscription
PRODUCT SUITE		
Pulsara MANAGER Administration Dashboard, Case Management	✓	✓
Pulsara for iOS, Android, Browser Mobile Communication Network App	✓	✓
Pulsara HQ Patient Encounter Management	✓	✓
Pulsara PATIENT Provider to Patient Dedicated Communication Channel	✓	✓
INTERACTIONS		
EMS Communication (radio report)	✓	✓
Start ED / Inpatient Case	✓	✓
Consult / Transfer to Receiving Organization	✓	✓
Specialty Consult (Virtual Consult Center)	✓	✓
Receive Consult / Transfer from Organizations	✓	✓
Intra-Organization Communication	✓	✓
Provider-to-Patient Communication	✓	✓
Incidents - Receive Patients and Indicate ED Availability	✓	✓
KEY FEATURES		
Video Calling / Group Video Conferencing	✓	✓
Update and Manage ED Availability Status	✓	✓
Scan Configurable IDs (Barcodes, QR Codes, Driver's License, ID)	✓	✓
Share Instant Feedback to Everyone Involved in the Case	✓	✓
Federated Authentication	✓	✓
Record Audio and Video Calls (between two or more parties)	✓	✓
On-Call Calendar/Schedule Integration	✓	✓
INTEGRATE		
Integrate with CT Imaging	ADD-ON	✓
Integrate with Electronic Health Records	ADD-ON	ADD-ON

Infrastructure Packages

Pulsara **ONE** – Always Free (Current Focus) >

Pulsara **MED OPS** >

Opt-in Upgrades - Paid Functionality

Pulsara TRANSFER OPS ▾

- Add Consultant

Pulsara UNITED ▾

- Hospital: Add downstream teams and workflows
- EMS (Pulsara **ONE** region): Additional Medical Control, Navigators (C4), MIH | CP

© 2025 Pulsara – Confidential and Proprietary

Pulsara does have additional paid Opt-in packages, but this resource focuses on our regional infrastructure packages.

Feel free to request a demo or ask a Pulsara Team Member any questions about this functionality.


It is important to highlight that none of our Team Members have a sales quota or are commission-based. Our job is to build a healthy, connected network.

CONTACT SUPPORT

pulsara® Configuration & Training IT & Compliance Case Studies & Literature Request a Demo Join the Network

EXECUTIVE SUMMARIES


EMS



EMS Quick Facts

Download Handout


Hospital



Pulse MED OPS

Download Handout

Incident




Incident Management Overview

Download Handout

PULSARA DEMOS

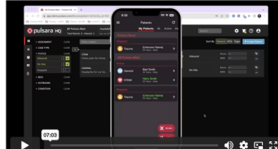
Daily Use - EMS to ED

Watch this video on how Pulsara is used for Daily Use - EMS to ED.



Incident Management Overview

Watch this video to see how Pulsara can be used for Incidents.



See Who is on the Network

This map reflects organizations that have signed up. It does not represent live status or organizations that have verbally committed and are working through the sign-up process.

The map is interactive. Selecting a marker will display entity details.

© 2025 Pulsara – Confidential and Proprietary

Discovery | Socialization

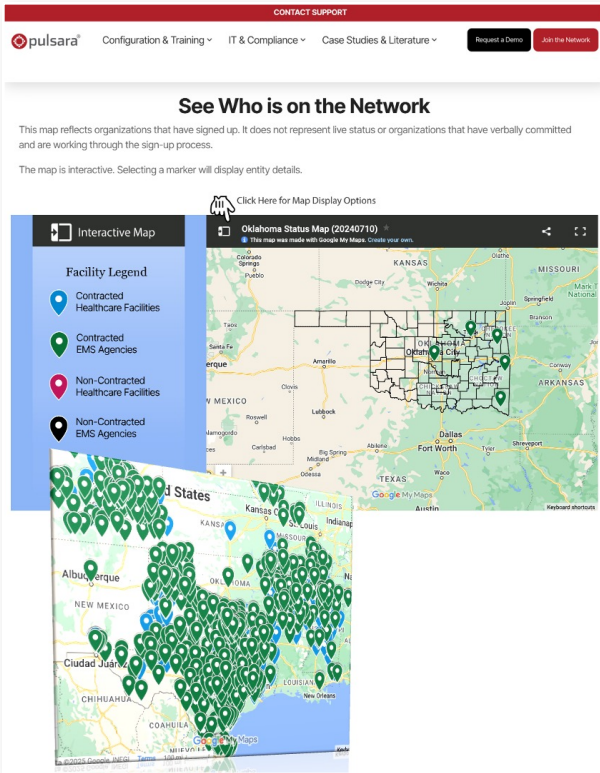
Pulsara ONE - EMS

1. Watch or Download and Review EMS Executive Summary (5 min)
2. Watch Daily Use – EMS to ED Demo (6 min)

Pulsara ONE - Hospitals

1. Watch or Download and Review Hospital Executive Summary (4 min)
2. Watch Daily Use – EMS to ED Demo (6 min)

We offer separate tracks for EMS and Hospitals, allowing you to quickly grasp the problem, solution, value, and next steps for implementing Pulsara in just 10 minutes—all while seeing the platform in action.



Who is on the Network?

Interactive Map

See Who has Signed Up

- Does not represent Implementation or Live Status
- It does not represent organizations that have verbally committed and are working through the sign-up process

Regional Projects

- Located at the bottom of the page and accessible via top navigation
- Displays implementation status of active projects
- Showcases regional projects and workflows
- Highlights other initiatives (Pulsara **MED OPS** regions)

It **CAN** be Done!

- Proven success – 1000+ organizations in Texas already connected
- Functionality seamlessly extends across state lines
- A strong, established network surrounds Oklahoma

Finding out who is on the network is simple using the interactive map.

If your region is actively implementing Pulsara, visit the Regional Project section to track each organization’s progress. This section also provides details on region-specific workflows and projects.

While we’re just getting started in Oklahoma, success is within reach! The bottom image showcases adoption across surrounding states, demonstrating what’s possible.

CONTACT SUPPORT

pulsara[®] Configuration & Training IT & Compliance Case Studies & Literature Request a Demo Join the Network

Join the Network

To add your organization to the network, click the sign-up button below.

SIGN UP NOW

Additional Resources

IT / Compliance / Security
Your organization may require an IT review before joining the Network. The following resources can assist with that review:

- [Compliance & Security Overview](#)
- [IT Configuration Requirements](#)

Business Associate Agreement (BAA)
Your organization may require the execution of a BAA to join the Network.

- Download Pulsara's signed Business Associate Agreement (BAA) [here](#).
- If your organization requires the use of your BAA, please email it to customeronboarding@pulsara.com for review.

For questions regarding the sign-up process, please contact customeronboarding@pulsara.com.

Implementation Overview

STEP 1: Discovery	>
STEP 2: Create User Accounts	>
STEP 3: Configure Devices	>
STEP 4: Training	>
STEP 5: Testing	>
STEP 6: Prepare for Deployment	>

Sign Up | Procurement



Who to Engage

- EMS: Leadership
- Hospital: ED and Executive Sponsor
- Use this Resource Page to assist with socialization

Sign Up Now

- Sign up to join the queue with no commitment to a timeline or completing onboarding.
- Pulsara will collaborate with you and your region to coordinate training and implementation timelines

Additional Resources

- Assets to help you navigate your internal IT / Compliance / Security process
- Business Associate Agreement (BAA)

Implementation Overview

© 2025 Pulsara – Confidential and Proprietary

Engaging Emergency Department leadership is key to a successful rollout. We also recommend securing an executive sponsor, as they will want to understand the regional impact and scope of the project. They can also help navigate your organization's IT adoption process.

The most important step? Sign up as soon as possible. This ensures you're in the queue, allowing us to coordinate your region effectively for a smooth implementation and avoid any false starts.

You'll also find resources to guide you through internal IT and Legal Procurement processes, along with a clear roadmap of what to expect during implementation.

Pulsara Academy / Training

Content

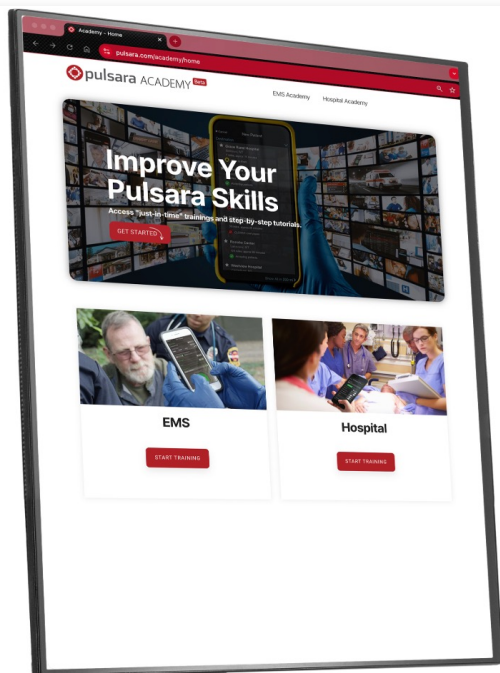
- Socialization
- Pulsara Basics (conceptual)
- How To
- Demos
- Just-In-Time Training Assets

Consume as Needed

- Videos
- Printable / PDF
- PowerPoint

Options

- Download & Customize
- Link to your LMS



Onboarding & Ongoing Training

© 2025 Pulsara – Confidential and Proprietary

To support both initial and ongoing training, we provide a variety of resources, including short videos, slide presentations, and printable Just-In-Time training materials, ensuring easy access to the information you need.