

EMS | EMS Shift



01 Select Crew

- All individuals on Crew added to Patient Channel

02 Select Unit

03 Confirm Unit Phone Number (*Optional*)

- Team members able to call Unit Phone
- Leave blank to disable this functionality

04 Monitor Device

- Simplifies workflow to attach ECG to channel

05 Continue

Adjust EMS Shift Anytime

06 Tap Menu then EMS Shift

- Remember to Save

EMS Shift
JW Pulsara EMS

Crew
Ben De Weerd

Select Additional Crew Member

Select Additional Crew Member

Unit
Select Unit

Unit Phone Number

Monitor Device
Select Monitor Device

Continue

Patients
My Patients All Active Inb

JW Pulsara Main

Active

Trauma Alex Smith
25 Years - Male

Sepsis Hagrid Smith
88 Years - Male

Inbound EMS

General William Smith
45 Years - Male

JW Pulsara EMS

Inbound EMS

Behavioral Health John Smith
29 Years - Male

SCAN

NEW

EMS Shift

JW Pulsara EMS

Crew

Ben De Weerd

Select Additional Crew Member

Select Additional Crew Member

Unit

Select Unit

Unit Phone Number

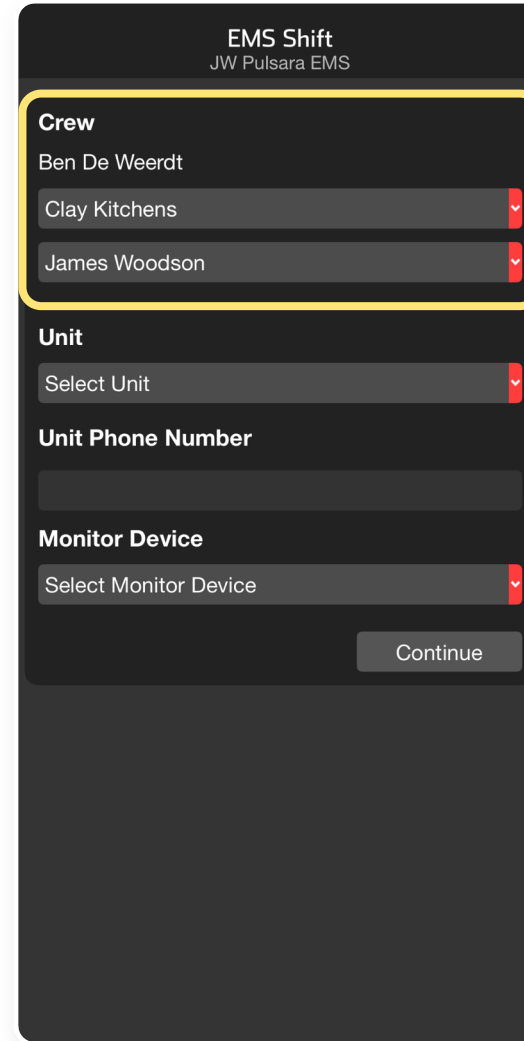
Monitor Device

Select Monitor Device

Continue

01 Select Crew

- All individuals on Crew added to Patient Channel



The screenshot displays the 'EMS Shift' app interface for 'JW Pulsara EMS'. The 'Crew' section is highlighted with a yellow box and a '01' callout. Below the 'Crew' section are fields for 'Unit', 'Unit Phone Number', and 'Monitor Device', each with a dropdown menu. A 'Continue' button is located at the bottom right of the form.

EMS Shift
JW Pulsara EMS

Crew
Ben De Weerd
Clay Kitchens
James Woodson

Unit
Select Unit

Unit Phone Number
[Empty field]

Monitor Device
Select Monitor Device

Continue

01

Select Crew

- All individuals on Crew added to Patient Channel

EMS Shift
JW Pulsara EMS

Crew

Ben De Weerd

Clay Kitchens

James Woodson

Unit

Select Unit

Unit Phone Number

Monitor Device

Select Monitor Device

Continue

Patients

My Patients All Active Inb

JW Pulsara Main

Active

Trauma

Alex Smith

25 Years - Male

Sepsis

Hagrid Smith

88 Years - Male

Inbound EMS

General

William Smith

45 Years - Male

JW Pulsara EMS

Inbound EMS

Behavioral Health

John Smith

29 Years - Male

SCAN

NEW

EMS | EMS Shift



01 Select Crew

- All individuals on Crew added to Patient Channel

02 Select Unit

EMS Shift
JW Pulsara EMS

Crew

Ben De Weerd

Clay Kitchens

James Woodson

Unit

Medic 1

Unit Phone Number

Monitor Device

Select Monitor Device

Continue

02

EMS | EMS Shift



01 Select Crew

- All individuals on Crew added to Patient Channel

02 Select Unit

03 Confirm Unit Phone Number (*Optional*)

- Team members able to call Unit Phone

A screenshot of a mobile application interface titled "EMS Shift" with the subtitle "JW Pulsara EMS". The interface has a dark theme. It contains several sections: "Crew" with a list of names "Ben De Weerd" and "Clay Kitchens" (the latter is in a dropdown menu); "Unit" with a dropdown menu showing "Medic 1"; "Unit Phone Number" which is highlighted with a yellow box and a yellow circle containing the number "03", showing the placeholder "999999999"; and "Monitor Device" with a dropdown menu showing "Select Monitor Device". At the bottom right, there is a "Continue" button.

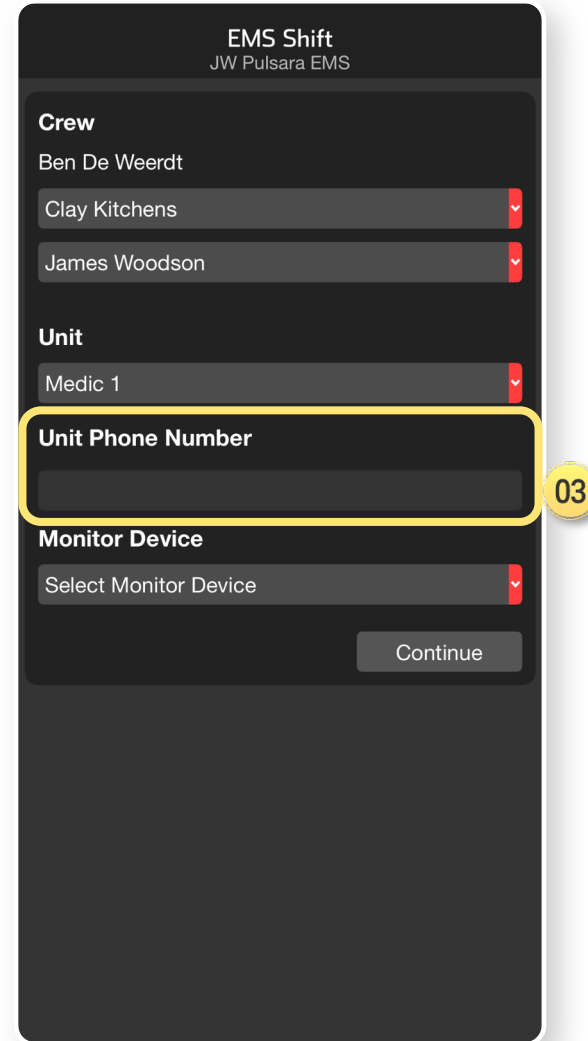
01 Select Crew

- All individuals on Crew added to Patient Channel

02 Select Unit

03 Confirm Unit Phone Number (Optional)

- Team members able to call Unit Phone
- Leave blank to disable this functionality



EMS Shift
JW Pulsara EMS

Crew
Ben De Weerd
Clay Kitchens
James Woodson

Unit
Medic 1

Unit Phone Number

Monitor Device
Select Monitor Device

Continue

01 Select Crew

- All individuals on Crew added to Patient Channel

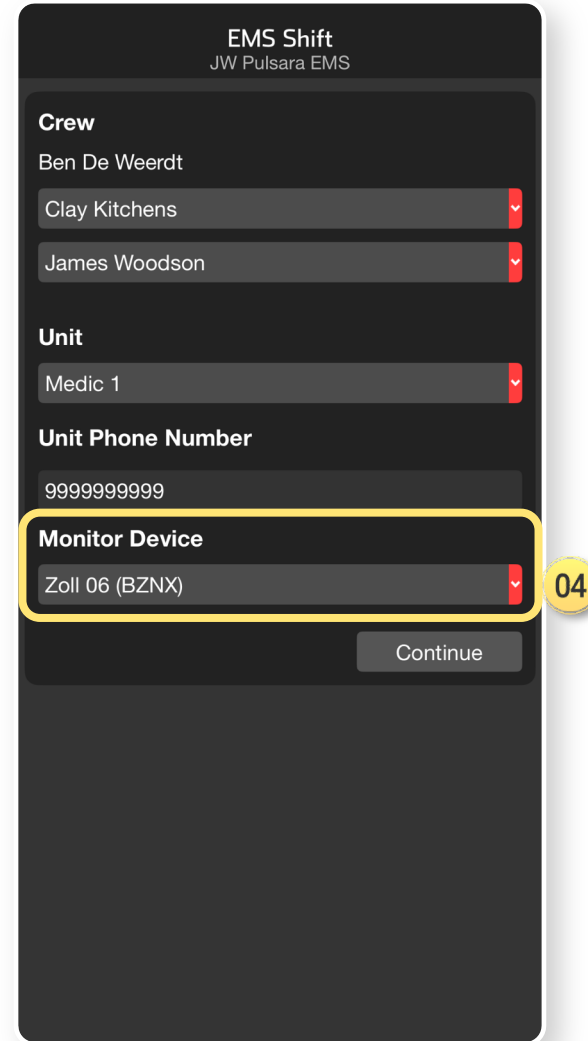
02 Select Unit

03 Confirm Unit Phone Number (*Optional*)

- Team members able to call Unit Phone
- Leave blank to disable this functionality

04 Monitor Device

- Simplifies workflow to attach ECG to channel



The screenshot displays the 'EMS Shift' app interface for 'JW Pulsara EMS'. The screen is dark-themed with white text. It shows a list of crew members: Ben De Weerd, Clay Kitchens, and James Woodson. Below the crew list, there's a 'Unit' section with 'Medic 1' selected. The 'Unit Phone Number' field contains '9999999999'. The 'Monitor Device' section is highlighted with a yellow box, showing 'Zoll 06 (BZNX)' selected. A yellow circle with the number '04' is positioned next to the 'Monitor Device' section. At the bottom right, there is a 'Continue' button.

01 Select Crew

- All individuals on Crew added to Patient Channel

02 Select Unit

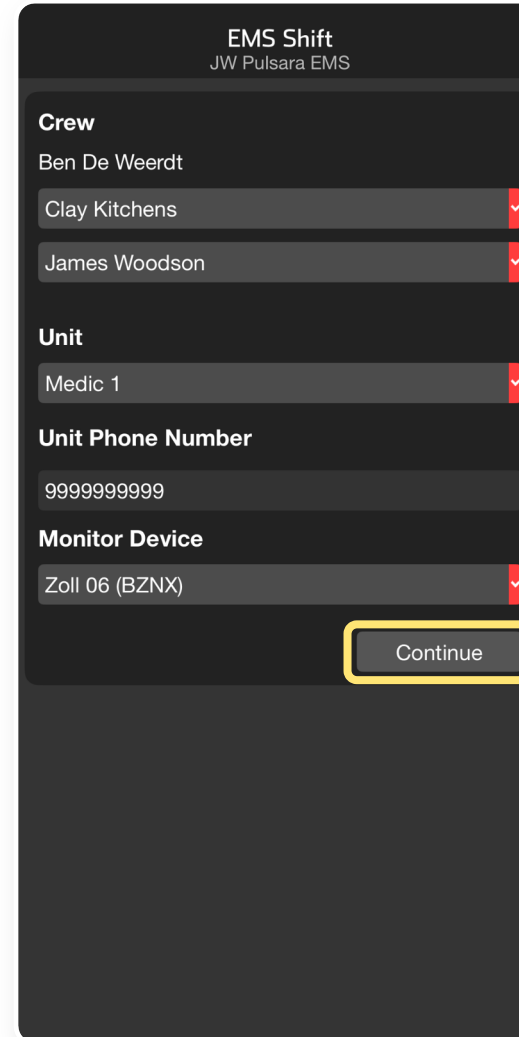
03 Confirm Unit Phone Number (*Optional*)

- Team members able to call Unit Phone
- Leave blank to disable this functionality

04 Monitor Device

- Simplifies workflow to attach ECG to channel

05 Continue



EMS Shift
JW Pulsara EMS

Crew
Ben De Weerd
Clay Kitchens
James Woodson

Unit
Medic 1

Unit Phone Number
9999999999

Monitor Device
Zoll 06 (BZNX)

Continue

EMS | EMS Shift



01 Select Crew

- All individuals on Crew added to Patient Channel

02 Select Unit

03 Confirm Unit Phone Number (*Optional*)

- Team members able to call Unit Phone
- Leave blank to disable this functionality

04 Monitor Device

- Simplifies workflow to attach ECG to channel

05 Continue

EMS Shift
JW Pulsara EMS

Crew
Ben De Weerd
Clay Kitchens
James Woodson

Unit
Medic 1

Unit Phone Number
9999999999

Monitor Device
Zoll 06 (BZNX)

Continue

05

Patients
My Patients All Active Inb

JW Pulsara Main

Active

Trauma Alex Smith
25 Years - Male

Sepsis Hagrid Smith
88 Years - Male

Inbound EMS

General William Smith
45 Years - Male

JW Pulsara EMS

Inbound EMS

Behavioral Health John Smith
29 Years - Male

SCAN

NEW

01 Select Crew

- All individuals on Crew added to Patient Channel

02 Select Unit

03 Confirm Unit Phone Number (*Optional*)

- Team members able to call Unit Phone
- Leave blank to disable this functionality

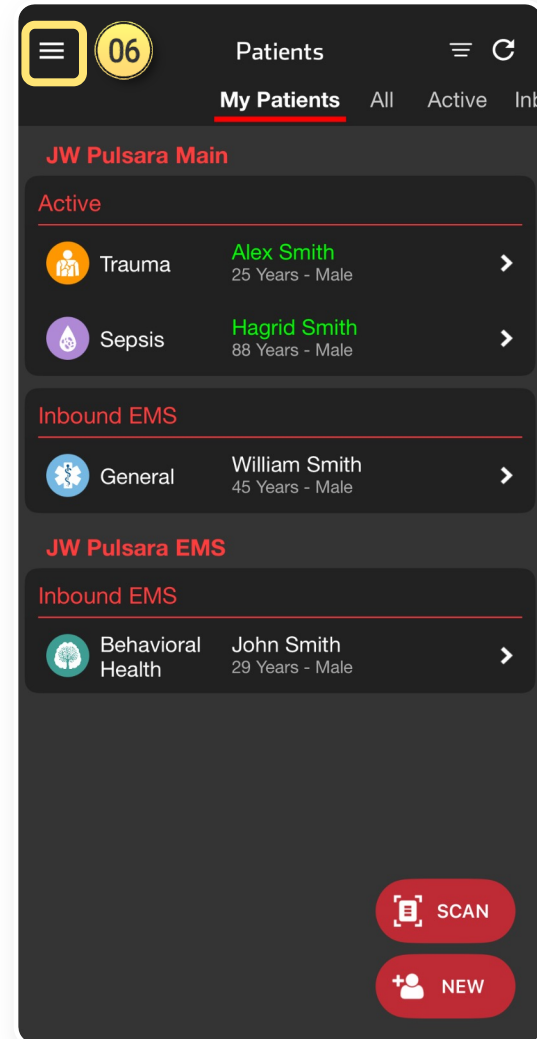
04 Monitor Device

- Simplifies workflow to attach ECG to channel

05 Continue

Adjust EMS Shift Anytime

- 06 Tap Menu then EMS Shift



EMS | EMS Shift



01 Select Crew

- All individuals on Crew added to Patient Channel

02 Select Unit

03 Confirm Unit Phone Number (*Optional*)

- Team members able to call Unit Phone
- Leave blank to disable this functionality

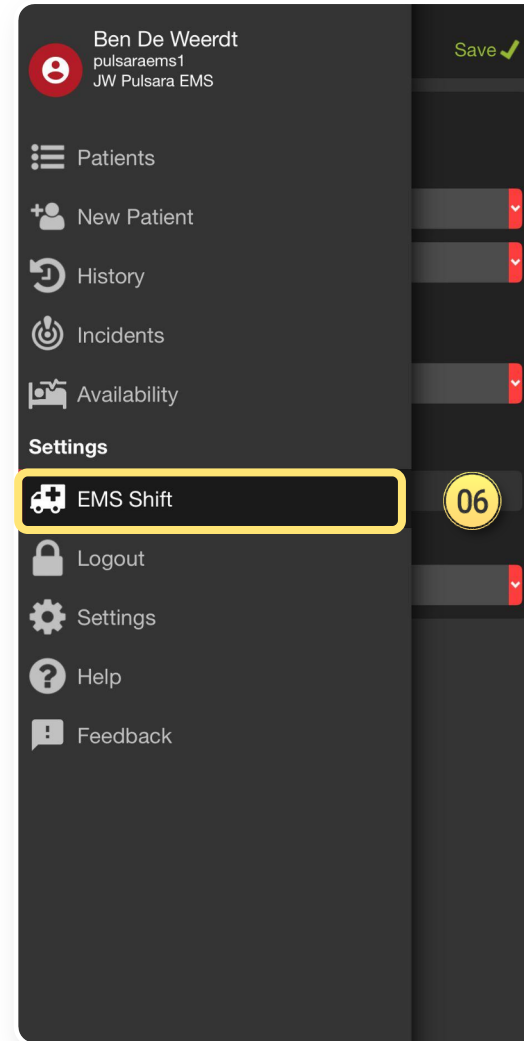
04 Monitor Device

- Simplifies workflow to attach ECG to channel

05 Continue

Adjust EMS Shift Anytime

- 06 Tap Menu then EMS Shift



EMS | EMS Shift



01 Select Crew

- All individuals on Crew added to Patient Channel

02 Select Unit

03 Confirm Unit Phone Number (*Optional*)

- Team members able to call Unit Phone
- Leave blank to disable this functionality

04 Monitor Device

- Simplifies workflow to attach ECG to channel

05 Continue

Adjust EMS Shift Anytime

06 Tap Menu then EMS Shift

- Remember to Save

A screenshot of a mobile application interface for configuring an EMS Shift. The screen has a dark theme. At the top, there is a header bar with a hamburger menu icon on the left, the text "EMS Shift" and "JW Pulsara EMS" in the center, and a yellow "Save" button with a green checkmark on the right. Below the header, the form is organized into sections: "Crew" with two dropdown menus showing "Ben De Weerd" and "Clay Kitchens"; "Unit" with a dropdown menu showing "Medic 1"; "Unit Phone Number" with a text input field containing "9999999999"; and "Monitor Device" with a dropdown menu showing "Zoll 06 (BZNX)". Each dropdown menu has a red arrow icon on the right side.